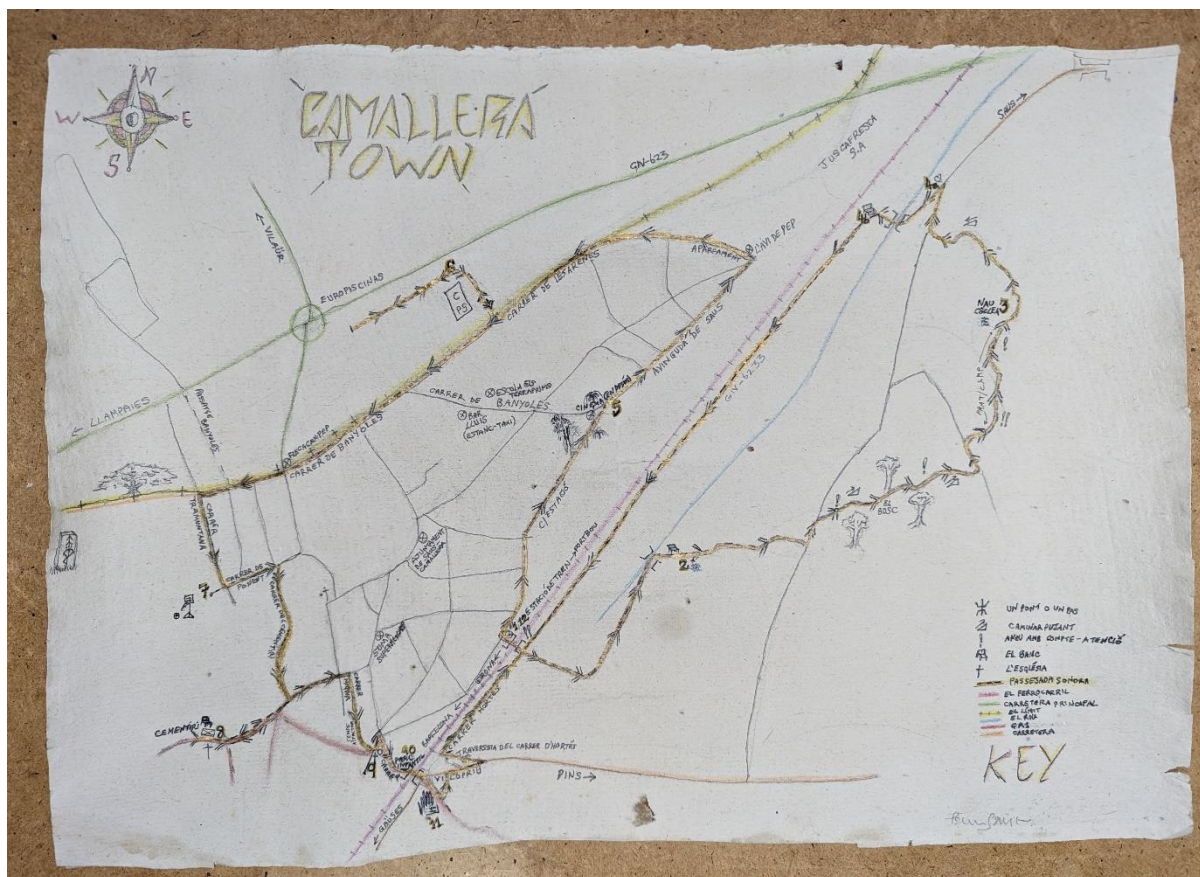


## Camallera Sound Walk



The Camallera Sound Walk is a walk around the border of the town of Camallera. There are 12 stages to the walk, and at each stage there is an original sound montage to listen to. It was created during an artist residency at [Nau Còclea](#), Camallera, in Catalunya.

Topography: flat, smooth land except for a short climb through the woods between Stages 2 and 3.

Fitness level: you do not need to be very fit.

Duration: approximately 1.5 hours depending on your pace and how long you stop at any one time.

Refreshments: there is a cafe / restaurant: L'avi Pep, half way round if you get thirsty (see map below).

What to wear and bring: you are advised to wear sensible footwear and appropriate clothes for the weather. Bring water with you to drink.

Start: at the train station

© This Camallera Sound Walk was created by Tamsin Grainger with the support of Nau Còclea, November 2023

Direction: anti-clockwise

Detail: the walk describes 2 loops, so you will be crossing the railway line several times.

Audio: listen to the sounds around you, and those you make, as you walk. When you arrive at the first of the 12 stages, stop and listen to the audio. First a gong will sound, and then there will be a track lasting about 3 minutes. A quieter gong ends the stage. Turn off the sound as you walk to stage 2, and when you turn it back on there will be a short gap of silence before the next gong sounds for the start. Repeat until you get back to the train station after stage 12.

Stages: each stage is a resting place, and each of these resting places is also a transition from the previous stage to the next. Together they make up a whole and I hope you like exploring them as much as I did.

Stage 1 Arriving - Train station (Estacion de tren). Tree: Peruvian peppertree



Stage 2 Listen to the water - Recreation area. Tree: 5 poplars



© This Camallera Sound Walk was created by Tamsin Grainger with the support of Nau Còclea, November 2023



On the way to stage 2	Stage 3: take a seat and admire the 5 poplar trees
	
Cross over the road	Umbrella and Scots pine
	
Walk uphill through the woods	Turn left along a road
	
Turn right & take path at dead end	Careful of the drop

From the recreation area, walk on until the end of the path (there are two huge stones at the entrance). Cross over the road. Walk uphill through the woods along an uneven path (look out for 2 horses, 1 black and 1 white on your left), turn left along a road for a short time. Take the first right, a dead end, and walk right to the end. Look for a path through the meadow, but

© This Camallera Sound Walk was created by Tamsin Grainger with the support of Nau Côclea, November 2023




be careful of the small drop half way along where it turns sharply left. At the end of that path is another tarmac dead end road and stage 3 is on the left through a small gate.

Stage 3 Quiet - Nau Côclea. Trees: Umbrella and Scots pines

Stage 4a Passing. By the tree: White flowered acacia



Stage 4b Corner - where Juscafesca, the railway, road, and fields meet. 'Trees': Bamboo



© This Camallera Sound Walk was created by Tamsin Grainger with the support of Nau Côclea, November 2023


Stage 5 Junction - Cinema (not in use). Trees: Palms and Willows (2 of each)



The disused cinema



Estate agents to the left of the cinema



Metal-lúrgica de Camallera



One of two Willow trees

Stage 6 In-between - Back of the Oficina Rural de Correus (post office) / Pavello poliesportif (sports centre) building. Trees: 13 Planes



On the way to stage 6



Look out for 1 of the shadows!

© This Camallera Sound Walk was created by Tamsin Grainger with the support of Nau Còclea, November 2023





Stage 6

Stage 7 Air- Carrer Tramuntana. Trees: Cyprus



Stage 7



Stage 7



Cedar cone



Cedar tree / hedge

© This Camallera Sound Walk was created by Tamsin Grainger with the support of Nau Còclea, November 2023



Stage 8 Transition - Cemetery. Tree: Kermes Oak

	
Cemetery gate	Inside the cemetery
	
Kermes Oak	Cemetery

Stage 9 Deepen - Hermitage de Sant Sebastiá. Tree: Fig

	
Exterior	Hermitage de Sant Sebastiá

© This Camallera Sound Walk was created by Tamsin Grainger with the support of Nau Còclea, November 2023








Stage 10 Play - Play park (Parc d'Infantil). Tree: Hackberry (*buletta* tree)



© This Camallera Sound Walk was created by Tamsin Grainger with the support of Nau Côlea,  
November 2023



Stage 11 Dance - Outdoor dance floor (not in use). Tree: Plane

	
	<p>The bridge between Stages 10 and 11 is on the right, the road to Gaüses in the middle, and the small road to stage 11 is on the left Entrance to Stage 11</p>
<p>Stage 11</p>	

Stage 12: Departing - Train station (Estacion de tren, reprised). Tree: Pink pepper tree

	
<p>Train station Stage 12</p>	<p>Peruvian Pink Pepper Tree</p>

© This Camallera Sound Walk was created by Tamsin Grainger with the support of Nau Còclea, November 2023